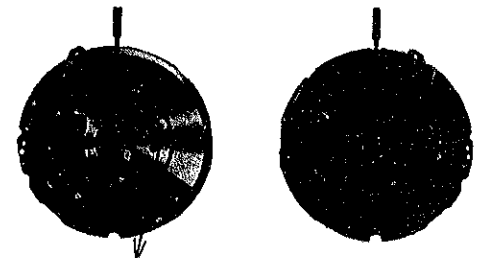


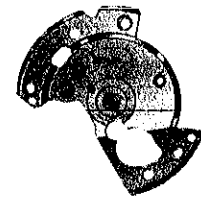
Catalog No.



Cal. 5246A

**Characteristics**

Casing diameter: 25.60  $\phi$  mm  
 Maximum height: 3.95 mm  
 Vibrations per hour: 28,800  
 Automatic and auxiliary hand winding with sweep second  
 Calendar (day & date)  
 Spontaneous day & date change  
 Instant setting device for day & date calendar  
 Bilingual change-over system for day of week  
 Second-setting device  
 Micro-adjustor or outside micro-adjusting device  
 "Diashock" Shock Resistant Device  
 "Diafix" Oil Lubrication Device



112037



161009



171045



171046



201053



251021




310031



315017



191010



509046

Calibre No. <b>5246A</b>		Jewels <b>25j</b>	Style Name	
⇒ Basic Calibre 5206A 23J Catalog No. 52-06-1				
PART NO.	LIST OF MATERIALS	PART NO.	LIST OF MATERIALS	
<b>112037</b>	<b>Barrel &amp; train-wheel bridge</b>	014417	Diafix upper spring for escape wheel	
122006	Center wheel bridge	015531	Diafix lower hole jewel with frame for escape wheel	
<b>161009</b>	<b>Pallet cock</b>	011221	Diafix lower cap jewel for escape wheel	
<b>171045</b>	<b>Balance cock (for outside micro-adjusting device)</b>	015513	Diafix lower spring for escape wheel	
<b>171046</b>	<b>Balance cock</b>	429001	Holding ring for second reduction wheel	
<b>191010</b>	<b>Framework for automatic device</b>	<b>509046</b>	<b>Oscillating weight with ball-bearing</b>	
<b>201053</b>	<b>Complete barrel with arbor &amp; mainspring</b>	511004	First reduction wheel	
224012	Center wheel & pinion with cannon pinion	514003	Second reduction wheel	
225008	Cannon pinion	531002	Differential wheel	
231012	Third wheel & pinion	848003	First reverser idler	
241016	Fourth wheel & pinion	851002	Second reverser idler	
245006	Sweep second pinion	854002	Snap for reverser idler	
<b>251021</b>	<b>Escape wheel &amp; pinion</b>	☆556005	Date finger	
261009	Minute wheel	559003	Date cam	
271012	Hour wheel	630003	Date cam jumper	
281006	Setting wheel	631003	Date cam jumper spring	
282006	Clutch wheel	655003	Date cam jumper guard	
283006	Winding pinion	☆801017	Date dial	
285023	Ratchet wheel	802006	Date driving wheel	
286003	Sliding crown wheel	808007	Date dial guard	
301012	Jewelled pallet fork & staff	809001	Date jumper guard	
<b>310031</b>	<b>Balance complete with stud</b>	810003	Date jumper	
<b>315017</b>	<b>Balance staff</b>	817005	Intermediate date wheel	
331007	Roller with jewel	868004	Day finger	
341010	Regulator	☆870015	Day star with dial disk (English ↔ Japanese)	
344002	Regulator adjusting device (for outside micro-adjusting device)	873006	Day jumper	
344080	Regulator adjusting device	☆884018	Holding ring for dial	
345010	Stud holder	☆884019		
354026	Winding stem	963002	Snap for day star with dial disk	
361002	Second-setting lever spring	981001	Day-date corrector wheel rocker	
363003	Sliding crown wheel spring	012121	Stud screw	
381007	Click	012284	Barrel & train-wheel bridge screw	
☆383012	Setting lever	012284	Balance cock screw	
☆383013		012285	Center wheel bridge screw	
☆383014		012285	Pallet cock screw	
384009	Yoke (Clutch lever)	012354	Setting lever spring screw	
387006	Minute wheel bridge with intermediate wheel for day correction	012513	Ratchet wheel screw	
388006	Setting lever spring	012672	Click screw	
390005	Setting lever axle	012673	Friction spring screw for sweep second pinion	
391006	Second-setting lever	012677	Outside micro-adjusting screw (for outside micro-adjusting device)	
395003	Micro-adjustor	012679	Micro-adjustor screw (for outside micro-adjusting device)	
395004	Micro-adjustor (for outside micro-adjusting device)	012726	Casing clamp screw	
396003	Friction spring for sweep second pinion	012744	Framework screw for automatic device	
399007	Casing clamp	012753	Day jumper screw (Gilt)	
468001	Lower hole jewel with frame for pallet	012754	Day jumper screw	
014603	Diashock upper frame	012754	Date cam jumper guard screw	
014604	Diashock lower frame	012754	Date dial guard screw	
014605	Diashock hole jewel with frame	012754	Date jumper guard screw	
011221	Diashock cap jewel	011398	Upper hole jewel for barrel	
014317	Diashock spring	011715	Upper hole jewel for center wheel	
015551	Diafix upper hole jewel with frame for 4th wheel	011146	Lower hole jewel for center wheel	
011221	Diafix upper cap jewel for 4th wheel	011540	Upper hole jewel for 3rd wheel	
014417	Diafix upper spring for 4th wheel	011540	Lower hole jewel for 3rd wheel	
015161	Diafix upper hole jewel with frame for escape wheel	011541	Lower hole jewel for 4th wheel	
011221	Diafix upper cap jewel for escape wheel	011546	Upper hole jewel for pallet	

— continued on next page —

As for all other parts not shown here, please refer to the basic calibre (Cal. No. **5206A** 23J Catalog No. 52-06-1 Green page).

☆ ⇒ Please see remarks on the next page.  
 Items in light letters are not shown in photos; those parts are interchangeable with the basic calibre (Cat. No. **5206A** 23J Catalog No. 52-06-1 Green page).

Calibre No.	<b>5246A</b>	Jewels	<b>25j</b>	Style Name
⇒ Basic Calibre 5206A 23J Catalog No. 52-06-1				

PART NO.	LIST OF MATERIALS	PART NO.	LIST OF MATERIALS
— continued —			
011151	Upper hole jewel for 1st reduction wheel	013026	Tube for day-date corrector wheel rocker (Tube for date jumper guard screw)
011151	Lower hole jewel for 1st reduction wheel	013027	Tube for bridge screw
011422	Upper hole jewel for differential wheel	013481	Second reduction wheel pin
011157	Lower hole jewel for differential wheel	013934	Micro-adjustor pin (for micro-adjustor)
013024	Tube for setting lever spring screw	013975	Eccentric dial pin
013025	Tube for casing clamp screw		

**Remarks :**

**Setting lever**

There are three types of setting levers. They are used according to the structure of cases and the dial diameter. Select a suitable one by the following procedures referring to the shapes indicated in Fig. 1.

In case of a one-piece water-resistant case, if an incorrect setting lever for dial diameter is used, the winding stem cannot be pulled out or the movement cannot be set in the case. Attention must be paid to this point. (Refer to Fig. 2, Example of suitable setting lever)

☆ 383012.....Used for one-piece water-resistant case with round dial of diameter 28.50 φ mm.

☆ 383013... { ① Used for one-piece water-resistant case with round dial of diameter 26.50 φ mm.  
② Used for screw or snap back water-resistant case and non-water-resistant case.

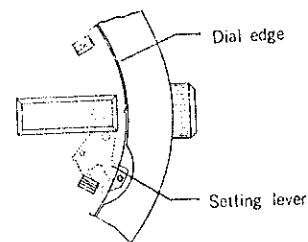
☆ 383014.....Used for one-piece water-resistant case with round dial of diameter 27.50 φ mm.

When the case is a square type water-resistant case or parts number of the setting lever is unknown or when ordering setting levers other than the above, specify ① Cal. No. ② number of jewels ③ dial No. and ④ case No.

(Fig. 1)



(Fig. 2)



(Example of suitable setting lever)  
Tail of the setting lever is located between the dial and the case.

**Date finger**

☆ 556005.....Two different shapes in the same part number (interchangeable).



**Date dial**

☆ 801017.....Used when both the crown and the date frame are located at 3 o'clock.

If the date dial is required in any other type, specify ① Cal. No. ② number of jewels ③ the crown position ④ the date frame position and ⑤ the dial No.

**Day star with dial disk**

☆ 870015(English ↔ Japanese).....Used when both the crown and the day frame are located at 3 o'clock.

If the day star with dial disk is required in any other type, specify the number printed on the disk.

**Holding ring for dial**

There are two types of holding ring for dial. These are identified according to the sectional shapes and the outside diameter (Refer to the diagram on the right).

If the parts number of the holding ring for dial is unknown or the sectional shape is different from the diagram on the right, specify ① Cal. No. ② number of jewels ③ dial No. and ④ case No.

